






# At Sea

## Fabric Requirements

<i>Finished sizes may vary</i>	<b>Lap</b> 66" x 66"	<b>Lg Throw</b> 66" x 83"	<b>Twin</b> 83" x 99"	<b>Queen</b> 100" x 100"	<b>King</b> 100" x 116"
<b>Blocks</b>	13 (3 x 3)	18 (3 x 4)	32 (4 x 5)	41 (5 x 5)	50 (5 x 6)
<b>2 1/2" print strips*</b>	28	38	68	86	100
<b>Background</b>	1 7/8 yards	2 1/4 yards	3 7/8 yards	4 5/8 yards	5 1/3 yards
<b>Accent</b>	2/3 yard	3/4 yard	1 yard	1 1/3 yards	1 1/2 yards
<b>Border 1</b>	3/8 yard	1/2 yard	5/8 yard	5/8 yard	2/3 yard
<b>Border 2</b>	1 1/3 yards	1 5/8 yards	2 yards	2 1/8 yards	2 1/3 yards
<b>Backing</b> <i>includes 4" all around for quilting</i>	4 1/4 yards 	5 1/8 yards 	7 1/2 yards 	9 yards 	10 1/3 yards 
<b>Binding</b>	5/8 yard (7-2 1/2" strips)	5/8 yard (8-2 1/2" strips)	3/4 yard (10-2 1/2" strips)	7/8 yard (11-2 1/2" strips)	7/8 yard (12-2 1/2" strips)

Also helpful (but not mandatory) are the following tools by  
Cozy Quilt Designs® :  
The **Strip Tube Ruler™** and The **Cutting Corners Ruler™**

\*Print strips are various fabrics cut 2 1/2" x width of fabric. What if you don't have strips yet? You can use yardage off the bolt by having the following number of quarter yard cuts:

	<b>Lap</b>	<b>Lg Throw</b>	<b>Twin</b>	<b>Queen</b>	<b>King</b>
<b>Quarter Yard Cuts</b>	10	13	23	29	34

Yardage based on at least 40" wide of workable fabric.  
All seams are 1/4".

**Cozy Quilt Designs®**

\*CQD01086\*

2946 Jamacha Road, Ste D, El Cajon, CA 92019  
619-670-1516 [cozyquilt.com](http://cozyquilt.com)

Copyright © 2012 Cozy Quilt Designs®