




# Fabric Requirements

<i>Finished sizes may vary</i>	<b>Throw</b> 66" x 66"	<b>Twin</b> 76" x 86"	<b>King</b> 106" x 106"
<b>Block arrangement</b>	5 x 5 =25	6 x 7=42	9 x 9 =81
<b>2 1/2" print strips*</b>	25	42	81
<b>Background:</b>			
Block Background	1 3/8 yards	2 1/4 yards	4 1/3 yards
Border 1	1/2 yard	5/8 yard	7/8 yard
Border 3	<u>1 1/8 yard</u>	<u>1 3/8 yard</u>	<u>1 5/8 yards</u>
<b>Total</b>	3 yards	4 1/4 yards	6 7/8 yards
<b>Border 2</b>	1/2 yard	2/3 yard	7/8 yard
<b>Backing</b>	4 1/8 yard 	6 yard 	9 1/2 yard 
<b>Binding</b>	1/2 yard (7- 2 1/2" strips)	1/3 yard (9- 2 1/2" strips)	7/8 yard (11 - 2 1/2" strips)

\*Strips are width of fabric (41"-42"), but **what if you don't have strips yet?**  
 You can use yardage off the bolt by having the following number of quarter yard cuts or fat quarters:

	<b>Throw</b>	<b>Twin</b>	<b>King</b>
Quarter yard cuts	9	14	27
Fat quarters	9	14	27

Look for other Strip Club Patterns  
 by Cozy Quilt Designs™

**SRR-BB**

\*SRR-BB\*

Cozy Quilt Designs™

2940 Jamacha Rd. Ste H, El Cajon, CA 92019

619-670-0652

cozydesigns.com

Copyright 2006 Cozy Quilt Designs™