

LeMoyne Magic




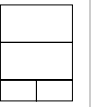
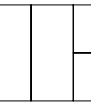
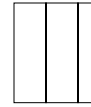


January 2014

CQD01111-CS

\$5

Fabric Requirements (in yards)

<i>Finished sizes may vary</i>	Wall Hanging 44" x 44"	Lap 60" x 60"	Throw 60" x 68"	Twin 76" x 92"	Queen 92" x 100"	King 108" x 108"
Blocks	9 (3 x 3)	25 (5 x 5)	30 (5 x 6)	63 (7 x 9)	90 (9 x 10)	121 (11 x 11)
2 1/2" print strips*	7	17	20	40	58	77
Light Background	5/8	1 1/4	1 1/3	2 5/8	3 7/8	5 1/8
Medium Background	1/4	1/2	1/2	7/8	1 1/4	1 2/3
Border 1	1/3	1/2	1/2	5/8	2/3	3/4
Border 2	1/3	1/2	1/2	2/3	2/3	3/4
Border 3	1	1 1/3	1 1/3	1 3/4	2 1/8	2 1/3
Backing <i>includes 4" all around for quilting</i>	2 1/4 	3 7/8 	3 7/8 	5 7/8 	7 1/2 	9 2/3 
Binding	3/8 (5-2 1/2" strips)	5/8 (7-2 1/2" strips)	5/8 (7-2 1/2" strips)	2/3 (9-2 1/2" strips)	3/4 (10-2 1/2" strips)	7/8 (12-2 1/2" strips)

Also helpful (but not mandatory) are the following tools by Cozy Quilt Designs®: **The Strip Tube Ruler™** or **The Strip Tube Junior™**

Cozy Buying Help

Cozy's Sample

Strips: Batiks
 Light Background: White
 Medium Background: Cream
 Border 1: White
 Border 2: Cream
 Border 3: Batik Multi-color print

Cozy Buying Tip

Below is the combined yardage for the Light Background + Border 1:

Wall Hanging: 1
 Lap: 1 3/4
 Throw: 1 7/8
 Twin: 3 1/4
 Queen: 4 5/8
 King: 5 7/8

Cozy Buying Tip

Below is the combined yardage for the Medium Background + Border 2:

Wall Hanging: 5/8
 Lap: 1
 Throw: 1
 Twin: 1 5/8
 Queen: 2
 King: 2 1/2

*Print strips are various fabrics cut 2 1/2" x width of fabric. What if you don't have strips yet? You can use yardage off the bolt by having the following number of quarter yard cuts:

	Wall Hanging	Lap	Throw	Twin	Queen	King
Quarter Yard Cuts	3	6	7	14	20	26

Yardage based on at least 40" wide of workable fabric.
 All seams are 1/4".