








Popped Art

May 2014

Fabric Requirements (in yards)

<i>Finished sizes may vary</i>	Table Runner (70 1/2" x 18")	Baby (44" x 54 1/2")	Lap (56 1/2" x 67")	Throw (67" x 77 1/2")	Twin (77 1/2" x 98 1/2")	Queen (98 1/2" x 98 1/2")	King (98 1/2" x 109")
Blocks	6 (6 x 1)	12 (3 x 4)	20 (4 x 5)	30 (5 x 6)	48 (6 x 8)	64 (8 x 8)	72 (8 x 9)
Print Fat Quarters	2	3	5	8	12	16	18
Background and Border 1	3/4	1 1/8	1 3/4	2 1/3	3 1/2	4 5/8	5 1/8
Border 2	5/8	3/8	3/8	1/2	5/8	5/8	3/4
Border 3	—	3/4	1 1/8	1 1/2	1 2/3	1 7/8	1 7/8
Backing <i>(includes about 4" all around for quilting)</i>	1 1/2 	3 	4 1/4 	4 3/4 	7 1/2 	8 7/8 	8 7/8 
Binding	3/8 (5 - 2 1/2" strips)	1/2 (6 - 2 1/2" strips)	5/8 (7 - 2 1/2" strips)	5/8 (8 - 2 1/2" strips)	3/4 (10 - 2 1/2" strips)	7/8 (11 - 2 1/2" strips)	7/8 (11 - 2 1/2" strips)
<i>Fat Quarters should be at least 18" wide by 21" - 22" long of workable fabric. All seams are sewn 1/4".</i>							

Cozy Buying Help

Cozy's Sample

What we used:

Fat Quarters: Blue/Gray

Background: Cream

Border 1: Cream

Border 2: Blue-Gray

Border 3: Black with Yellow