





Strip Tube Tannenbaum



Fabric Requirements (in yards)

<i>Finished sizes may vary</i>	Wall Hanging 46" x 46"	Throw 72" x 72"	Queen 86" x 86"
Block Arrangement	(8 x 8) 4" block	(8 x 8) 8" block	(8 x 8) 8" block
Number of 2 1/2" print strips*			
Tree	10	36	36
Background	7	26	26
Background	2/3	2	2
Trunk (optional)	half strip	half strip	half strip
Border 1	3/8	1 1/8	1 1/8
Border 2	1/4	—	5/8
Border 3	7/8	—	1 3/8
Backing <i>includes 4" all around for quilting</i>	2 1/3 	5 5/8 	6 5/8 
Binding	3/8 (5-2 1/2" strips)	2/3 (8-2 1/2" strips)	2/3 (9-2 1/2" strips)

Also helpful is **The Strip Tube Ruler™** or **Strip Tube Junior™**.

Yardage based on at least 40" wide of workable fabric. All seams are 1/4".

***Print strips are various fabrics cut 2 1/2" x width of fabric.** What if you don't have strips yet? You can buy yardage off of the bolt. The magic formula is 3 strips for each quarter-yard cut.

	Wall Hanging	Throw	Queen
Tree	4	12	12
Background	3	9	9

Strip Tube Tannenbaum
CQD01169



Cozy Quilt Designs®

cozyquilt.com

El Cajon, CA
619-670-1516

Copyright © 2016 Cozy Quilt Designs®