







# Blurred Lines

## Fabric Requirements

<i>Finished sizes may vary</i>	<b>Table Runner</b> 22" x 53"	<b>Lap</b> 48" x 54"	<b>Throw</b> 64" x 72"	<b>Twin</b> 64" x 90"	<b>Queen</b> 96" x 99"	<b>King</b> 96" x 108"
<b>Blocks</b>	5 (1 x 5)	8 (2 x 4)	18 (3 x 6)	24 (3 x 8)	45 (5 x 9)	50 (5 x 10)
<b>2 1/2" print strips*</b>	9	12	30	36	69	78
<b>Accent</b>	1/4 yard	1/4 yard	5/8 yard	2/3 yard	1 1/4 yards	1 1/3 yards
<b>Sashing</b>	—	1/8 yard	1/4 yard	1/3 yard	3/4 yard	3/4 yard
<b>Border 1</b>	1/4 yard	3/8 yard	1/2 yard	5/8 yard	2/3 yard	2/3 yard
<b>Border 2</b>	1/2 yard	1/4 yard	1/3 yard	1/3 yard	1/2 yard	1/2 yard
<b>Border 3</b>	—	1 yard	1 1/3 yards	1 5/8 yards	2 1/8 yards	2 1/8 yards
<b>Backing</b> <i>includes 4" all around for quilting</i>	1 3/4 yards 	2 5/8 yards 	4 yards 	5 1/2 yards 	8 2/3 yards 	8 2/3 yards 
<b>Binding</b>	3/8 yard (5-2 1/2" strips)	1/2 yard (6-2 1/2" strips)	2/3 yard (8-2 1/2" strips)	2/3 yard (8-2 1/2" strips)	7/8 yard (11-2 1/2" strips)	7/8 yard (11-2 1/2" strips)

\*Print strips are various fabrics cut 2 1/2" x width of fabric.

What if you don't have strips yet? You can use yardage off the bolt by having the following number of quarter yard cuts:

	<b>Table Runner</b>	<b>Lap</b>	<b>Throw</b>	<b>Twin</b>	<b>Queen</b>	<b>King</b>
<b>Quarter Yard Cuts</b>	3	4	10	12	23	26

Yardage based on at least 40" wide of workable fabric. All seams are 1/4".

Cozy Quilt Designs®

619-670-1516

cozyquilt.com

Copyright © 2013 Cozy Quilt Designs®

