






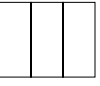
Bouquet Toss

By Georgette Dell'Orco

May 2014

CQD01118-CS

Fabric Requirements (in yards)

| <i>Finished sizes may vary</i> | Table Runner 19" x 67" | Lap 54" x 54" | Throw 54" x 66" | Twin 78 x 90" | Queen 102" x 102" | King 102" x 114" |
|--|---|---|---|---|---|---|
| Blocks | 5 (1 x 5) | 9 (3 x 3) | 12 (3 x 4) | 30 (5 x 6) | 49 (7 x 7) | 56 (7 x 8) |
| 2 1/2" print strips* | 7 | 12 | 16 | 39 | 64 | 73 |
| Background | 5/8 | 1 | 1 1/3 | 3 1/2 | 5 2/3 | 6 1/2 |
| Border 1 | 3/8 | 1/3 | 3/8 | 5/8 | 3/4 | 7/8 |
| Border 2 | 5/8 | 3/8 | 3/8 | 2/3 | 3/4 | 7/8 |
| Border 3 | — | 1 1/4 | 1 1/3 | 1 3/4 | 2 1/8 | 2 1/3 |
| Backing <i>includes 4" all around for quilting</i> | 1 1/2  | 3 1/2  | 3 1/2  | 6  | 9 1/4  | 10 1/4  |
| Binding | 1/2 (6-2 1/2" strips) | 1/2 (6-2 1/2" strips) | 5/8 (7-2 1/2" strips) | 2/3 (9-2 1/2" strips) | 7/8 (11-2 1/2" strips) | 7/8 (12-2 1/2" strips) |

Cozy Buying Help

Cozy's Sample

Strips: Splash
Background: White
Border 1: White
Border 2: Turquoise
Border 3: Multi-Print

Cozy Buying Tip

Below is the combined yardage for the Background + Border 1:

Table Runner: 1
Lap: 1 1/3
Throw: 1 3/4
Twin: 4 1/8
Queen: 6 1/2
King: 7 3/8

*Print strips are various fabrics cut 2 1/2" x width of fabric. What if you don't have strips yet? You can use yardage off the bolt by having the following number of quarter yard cuts:

| | Table Runner | Lap | Throw | Twin | Queen | King |
|--------------------------|---------------------|------------|--------------|-------------|--------------|-------------|
| Quarter Yard Cuts | 3 | 4 | 6 | 13 | 22 | 25 |

Yardage based on at least 40" wide of workable fabric.
All seams are 1/4".