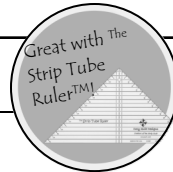







# Brighter Side



## Fabric Requirements

<i>Finished sizes may vary</i>	<b>Baby</b> (52" x 52")	<b>Throw</b> (52" x 72")	<b>Twin</b> (72" x 92")	<b>Queen</b> (92" x 92")	<b>King</b> (112" x 112")
<b>Blocks (Arrangement)</b>	16 (4 x 4)	24 (4 x 6)	48 (6 x 8)	64 (8 x 8)	100 (10 x 10)
<b>Print Fat Quarters</b>	6	8	15	20	31
<b>Background</b>	1 ½ yards	1 ⅞ yards	3 ⅔ yards	4 ⅞ yards	7 ⅝ yards
<b>Border 1</b>	½ yard	¾ yard	½ yard	½ yard	⅝ yard
<b>Border 2</b>	1 yard	1 ¼ yards	1 ½ yards	1 ⅔ yards	2 yards
<b>Backing</b> <i>(includes about 4" all around for quilting)</i>	2 ½ yards 	3 ½ yards 	5 ⅝ yards 	7 yards 	10 yards 
<b>Binding</b>	½ yard (6—2 ½" strips)	⅝ yard (7—2 ½" strips)	⅔ yard (9—2 ½" strips)	¾ yard (10—2 ½" strips)	⅞ yard (12—2 ½" strips)

*Fat Quarters should be at least 18" wide by 21"— 22"  
long of workable fabric. All seams are sewn ¼".*

Also helpful is **The Strip Tube Ruler™**



**Cozy Quilt Designs®**

2946 Jamacha Road, Ste D, El Cajon, CA 92019

619-670-1516

[cozyquilt.com](http://cozyquilt.com)

Copyright © 2012 Cozy Quilt Designs®