




# Fabric Requirements

<i>Finished sizes may vary</i>	<b>Wall Hanging 60" x 60"</b>	<b>Throw 72" x 72"</b>	<b>Queen 92" x 92"</b>
<b>2 1/2" Color 1 Strips*</b>	Color 1: 11	Color 1: 11	Color 1: 23
<b><u>2 1/2" Color 2 Strips</u></b>	<u>Color 2: 22</u>	<u>Color 2: 22</u>	<u>Color 2: 27</u>
<b>Total Strips</b>	Strips: 33	Strips: 33	Strips: 50
<b>Number of blocks</b>	36	36	64
<b>Background</b>	2 1/4 yards	2 1/4 yards	3 3/4 yards
<b>Border</b>	No border	1 1/3 yards	1 3/4 yards
<b>Backing</b>	3 7/8 yards 	4 1/2 yards 	6 7/8 yards 
<b>Binding</b>	5/8 yard (7- 2 1/2" strips)	5/8 yard (8- 2 1/2" strips)	3/4 yard (10- 2 1/2" strips)

\*Strips are Width of Fabric. Width of fabric calculated at about 41" wide.

## What if I don't have strips yet?

You can use yardage off the bolt as follows:

1/4 yard cuts	Wall Hanging	Throw	Queen
<b>Color 1:</b>	4	4	8
<b>Color 2:</b>	8	8	9

**Picking Fabric Hint:** Pick two colors that contrast but compliment each other. In the cover picture, Color 1 is Red and Color 2 is Green.

Look for other Strip Club  
Patterns by Cozy Quilt Designs™

**SRR-CW**

Cozy Quilt Designs™  
2940 Jamacha Rd. Ste H, El Cajon, CA 92019  
619-670-0652 [www.cozyquilt.com](http://www.cozyquilt.com)  
Copyright © Cozy Quilt Designs™ 2006

\*SRR-CW\*