

# Chasing Windmills







By Georgette Dell'Orco

March 2014

\*CQD01113-CS\*

\$

## Fabric Requirements (in yards)

<i>Finished sizes may vary</i>	<b>Table Runner</b> 21" x 69"	<b>Lap</b> 56" x 68"	<b>Throw</b> 68" x 80"	<b>Twin</b> 68" x 92"	<b>Queen</b> 92" x 104"	<b>King</b> 104" x 116"
<b>Blocks</b>	5 (1 x 5)	12 (3 x 4)	20 (4 x 5)	24 (4 x 6)	42 (6 x 7)	56 (7 x 8)
<b>2 1/2" print strips*</b>	8	18	30	36	63	84
<b>Background</b>	1/2	1 1/8	1 3/4	2 1/8	3 5/8	4 7/8
<b>Accent</b>	1/4	1/4	3/8	1/2	7/8	1 1/8
<b>Border 1</b>	3/8	3/8	5/8	5/8	2/3	7/8
<b>Border 2</b>	5/8	1/2	5/8	2/3	2/3	7/8
<b>Border 3</b>	—	1 1/3	1 3/4	2	2 1/8	2 1/3
<b>Backing</b> <i>includes 4" all around for quilting</i>	2 1/4 	3 5/8 	5 	5 5/8 	8 1/3 	10 1/3 
<b>Binding</b>	3/8 (5-2 1/2" strips)	5/8 (7-2 1/2" strips)	5/8 (8-2 1/2" strips)	2/3 (9-2 1/2" strips)	7/8 (11-2 1/2" strips)	7/8 (12-2 1/2" strips)

## Cozy Buying Help

### Cozy's Sample

Strips: Black, Blue, Gold  
 Background: White  
 Accent: Teal  
 Border 1: White  
 Border 2: Teal  
 Border 3: Multi-Print

### Cozy Buying Tip

Below is the combined yardage for the Background + Border 1:

Table Runner: 7/8  
 Lap: 1 1/2  
 Throw: 2 3/8  
 Twin: 2 3/4  
 Queen: 4 1/3  
 King: 5 3/4

### Cozy Buying Tip

Below is the combined yardage for the Accent + Border 2:

Table Runner: n/a  
 Lap: 3/4  
 Throw: 1  
 Twin: 1 1/4  
 Queen: 1 5/8  
 King: 2

\*Print strips are various fabrics cut 2 1/2" x width of fabric. What if you don't have strips yet? You can use yardage off the bolt by having the following number of quarter yard cuts:

	<b>Table Runner</b>	<b>Lap</b>	<b>Throw</b>	<b>Twin</b>	<b>Queen</b>	<b>King</b>
<b>Quarter Yard Cuts</b>	3	6	10	12	21	28

Yardage based on at least 40" wide of workable fabric.  
 All seams are 1/4".