






Circle Back

Fabric Requirements (in yards)

<i>Finished sizes may vary</i>	Baby 46" x 62"	Throw 62" x 62"	Twin 78" x 94"	Queen 94" x 94"	King 110" x 110 1/4"
Blocks (Arrangement)	6 (2 x 3)	9 (3 x 3)	20 (4 x 5)	25 (5 x 5)	36 (6 x 6)
2 1/2" Print Strips*	10	15	34	42	60
Accent	1/3	1/2	1 1/8	1 1/3	1 3/4
Background	2/3	1 1/8	2 1/4	2 7/8	4
Border 1	3/8	1/2	2/3	3/4	7/8
Border 2	1	1 1/8	1 5/8	1 7/8	2
Backing <i>includes 4" all around for quilting</i>	3 	4 	7 1/4 	8 1/2 	9 7/8 
Binding	1/2 (6-2 1/2" strips)	3/8 (7-2 1/2" strips)	2/3 (9-2 1/2" strips)	3/4 (10-2 1/2" strips)	7/8 (12-2 1/2" strips)

Yardage based on at least 40" wide of workable fabric. All seams are 1/4".

***Print strips are various fabrics cut 2 1/2" x width of fabric.** What if you don't have strips yet? You can buy yardage off the bolt. The magic formula is get 3 strips for each quarter-yard cut.

	Baby	Throw	Twin	Queen	King
Quarter - yard cuts	4	5	12	14	20

Cozy Quilt Designs®



cozyquilt.com

Copyright © 2016 Cozy Quilt Designs®