





# Color Crystals

A Fat Quarter Pattern by Cozy Quilt Designs™

<b>Fabric Requirements</b>				
<i>Finished sizes may vary</i>	<b>Throw</b> (74" x 74")	<b>Twin</b> (74" x 92")	<b>Queen</b> (92" x 101")	<b>King</b> (110" x 110")
<b>Arrangement</b>	6 x 6	6 x 8	8 x 9	10 x 10
<b>Fat Quarters</b>	11	14	21	30
<b>Background</b>	1 yard	1 ⅓ yards	1 ⅞ yards	2 ⅞ yards
<b>Border 1</b>	¾ yard	¾ yard	1 yard	1 ⅙ yards
<b>Border 2</b>	⅝ yard	⅔ yard	¾ yard	⅞ yard
<b>Border 3</b>	1 ⅓ yards	1 ½ yards	1 ⅞ yards	2 yards
<b>Backing</b>	4 ⅝ yards	5 ⅝ yards	8 ⅓ yards	10 yards
				
<b>Binding</b>	⅝ yard (8 – 2 ½" strips)	⅔ yard (9 – 2 ½" strips)	¾ yard (10 – 2 ½" strips)	⅞ yard (12 – 2 ½" strips)
<i>Fat Quarters should be at least 18" wide by 22" long of workable fabric. All seams are ¼".</i>				

\*CQS071\*

Cozy Quilt Designs™

2940 Jamacha Rd. Ste H, El Cajon, CA 92019

619-670-1516

[cozyquilt.com](http://cozyquilt.com)

Copyright © 2009 Cozy Quilt Designs™