






Counting Stars



Fabric Requirements (in yards)					
<i>Finished sizes may vary</i>	Baby 36" x 36"	Lap 60" x 60"	Throw 60" x 72"	Queen 84" x 96"	King 108" x 108"
Blocks	4 (2 x 2)	16 (4 x 4)	20 (4 x 5)	42 (6 x 7)	64 (8 x 8)
Number of 2 1/2" print strips*	5-7	17	21**	46	69
Background	1/2	1 1/2	1 3/4	3 7/8	5 7/8
Border 1	1/3	1/2	5/8	2/3	7/8
Border 2	1	1 1/3	1 2/3	1 7/8	2 1/2
Backing <i>includes 4" all around for quilting</i>	1 7/8 	3 7/8 	3 7/8 	7 2/3 	9 2/3 
Binding	1/3 (4- 2 1/2" strips)	5/8 (7- 2 1/2" strips)	5/8 (7-2 1/2" strips)	3/4 (10-2 1/2" strips)	7/8 (12-2 1/2" strips)

Yardage based on at least 40" wide of workable fabric. All seams are 1/4".

** If you have a bundle of 20 strips, don't worry. We have padded the fabric requirements of Border 2 so you can get an extra strip from its yardage to use as a print strip.

Also helpful is **The Strip Tube Ruler™** or **Strip Tube Junior™**.

*Print strips are various fabrics cut 2 1/2" x width of fabric. What if you don't have strips yet? You can use yardage off the bolt with the following:

	Baby	Lap	Throw	Queen	King
Quarter-Yard Cut	2-5 (5 for variety)	6	7	16	23

Cozy Quilt Designs®

cozyquilt.com

Copyright © 2016 Cozy Quilt Designs®

CQD01163

