





# Criss Cross

Fabric Requirements (in yards)				
<i>Finished sizes may vary</i>	<b>Baby</b> 43" x 43"	<b>Throw</b> 72" x 72"	<b>Twin</b> 72" x 100"	<b>King</b> 100" x 100"
<b>Blocks</b>	5 (2 x 2)	25 (4 x 4)	39 (4 x 6)	61 (6 x 6)
<b>Number of 2 1/2" print strips*</b>	<b>4</b>	<b>17</b>	<b>26</b>	<b>40</b>
<b>Background</b>	1/3	1 1/4	1 7/8	2 7/8
<b>Accent 1</b>	1/8	1/3	3/8	2/3
<b>Accent 2</b>	1/8	1/4	1/3	5/8
<b>Setting Triangles</b>	1/2	1	1 1/4	1 1/2
<b>Border 1</b>	1/3	5/8	5/8	3/4
<b>Border 2</b>	7/8	1 1/3	1 2/3	1 7/8
<b>Backing</b> <i>includes 4" all around for quilting</i>	2 1/4 	4 1/2 	6 	9 
<b>Binding</b>	3/8 (5-2 1/2" strips)	5/8 (8-2 1/2" strips)	2/3 (9-2 1/2" strips)	7/8 (11-2 1/2" strips)

\*Print strips are various fabrics cut 2 1/2" x width of fabric. What if you don't have strips yet? You can use yardage off the bolt with the following:

	<b>Baby</b>	<b>Throw</b>	<b>Twin</b>	<b>King</b>
<b>Quarter-Yard Cuts</b>	2-6 (6 for variety)	6	9	14

Yardage based on at least 42" wide of workable fabric. All seams are 1/4".

**Cozy Quilt Designs®**



C Q D 0 1 1 6 2

[cozyquilt.com](http://cozyquilt.com)

Copyright © 2016 Cozy Quilt Designs®