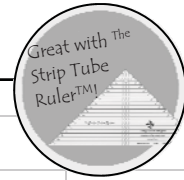








# Cross Breeze



## Fabric Requirements

<i>Finished sizes may vary</i>	<b>Baby</b> 39" x 53"	<b>Lap</b> 59" x 59"	<b>Throw</b> 59" x 73"	<b>Twin</b> 73" x 87"	<b>Queen</b> 87" x 101"	<b>King</b> 101" x 101"
<b>Blocks</b>	6 (2 x 3)	9 (3 x 3)	12 (3 x 4)	20 (4 x 5)	30 (5 x 6)	36 (6 x 6)
<b>2 1/2" print strips*</b>	8	14	16	28	40	48
<b>Accent</b>	1/4 yard	1/2 yard	1/2 yard	7/8 yard	1 1/4 yards	1 1/2 yards
<b>Back-ground</b>	3/4 yard	1 1/4 yards	1 1/2 yards	2 1/2 yards	3 1/2 yards	4 1/4 yards
<b>Border 1</b>	3/8 yard	1/2 yard	5/8 yard	5/8 yard	2/3 yard	3/4 yard
<b>Border 2</b>	5/8 yard	3/8 yard	1/2 yard	1/2 yard	5/8 yard	5/8 yard
<b>Border 3</b>	—	1 1/8 yards	1 1/8 yards	1 1/2 yards	1 7/8 yards	1 7/8 yards
<b>Backing</b> <i>includes 4" all around for quilting</i>	2 5/8 yards 	3 3/4 yards 	4 1/2 yards 	5 2/3 yards 	8 yards 	9 yards 
<b>Binding</b>	3/8 yard (5-2 1/2" strips)	5/8 yard (7-2 1/2" strips)	5/8 yard (7-2 1/2" strips)	2/3 yard (9-2 1/2" strips)	3/4 yard (10-2 1/2" strips)	7/8 yard (11-2 1/2" strips)

Also helpful (but not mandatory) is the following tool by Cozy Quilt Designs®: **The Strip Tube Ruler™**.

Yardage based on at least 40" wide of workable fabric. All seams are 1/4".

\***Print strips are various fabrics cut 2 1/2" x width of fabric.** What if you don't have strips yet? You can use yardage off the bolt by having the following number of quarter yard cuts:

	<b>Baby</b>	<b>Lap</b>	<b>Throw</b>	<b>Twin</b>	<b>Queen</b>	<b>King</b>
<b>Quarter Yard Cuts</b>	3	4	6	10	14	16

**Cozy Quilt Designs®**

\*CQD01099\*

2946 Jamacha Road, Ste D, El Cajon, CA 92019  
619-670-1516 [cozyquilt.com](http://cozyquilt.com)

Copyright © 2013 Cozy Quilt Designs®