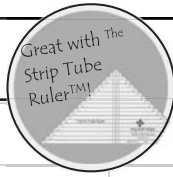








Dazzle



Fabric Requirements (in yards)

Finished sizes may vary	Table	Runner	Lap	Throw	Twin	Queen	King
	32" x 54"	48" x 64"	64" x 64"	64" x 80"	96" x 96"	96" x 112"	
Blocks	3 (1 x 3)	6 (2 x 3)	9 (3 x 3)	12 (3 x 4)	25 (5 x 5)	30 (5 x 6)	
Number of 2 1/2" print strips*							
Color 1:	6	10	16	20	40	48	
Color 2:	6	10	16	20	40	48	
Background*:	12	20	32	40	80	96	
<i>*If you don't have background strips, you can use yardage:</i>							
	3/8	1 1/8	1 3/4	2 1/8	4 1/8	5 1/8	
Border 1	3/8	3/8	1/2	5/8	3/4	7/8	
Border 2	1 1/4	1 1/4	1 1/3	1 2/3	2 1/8	2 1/8	
Backing <i>includes 4" all around for quilting</i>	2 1/4 	3 1/8 	4 	5 	8 3/4 	8 2/3 	
Binding	1/2 (6-2 1/2" strips)	1/2 (6-2 1/2" strips)	5/8 (7-2 1/2" strips)	5/8 (8-2 1/2" strips)	3/4 (10-2 1/2" strips)	7/8 (11-2 1/2" strips)	

Also helpful is **The Strip Tube Ruler™** or **Strip Tube Junior™**.

Yardage based on at least 40" wide of workable fabric. All seams are 1/4".

***Print strips are various fabrics cut 2 1/2" x width of fabric.** What if you don't have strips yet? You buy yardage off of the bolt. The magic formula is get 3 strips for each quarter yard cut.

April 2015



\$5

Cozy Buying Help

Cozy's Sample

Color 1: Blacks
 Color 2: Golds
 Background: Various Neutrals
 Border 1: Neutral
 Border 2: Black with Gold Print

Cozy Buying Tip

Below is the combined yardage for the Background + Border 1:

Table Runner: 1 1/4
 Lap: 1 3/4
 Throw: 2 5/8
 Twin: 3 3/8
 Queen: 6
 King: 7 1/4