







Double Dipping

Design by Izzy Prado

Great with
The Strip Tube
Ruler™ or The Strip
Tube Junior™!

Fabric Requirements (in yards) *Finished sizes may vary*

	Baby	Lap	Throw	Twin	Queen	King
Main Quilt	42" x 47"	52" x 52"	56" x 66"	76" x 96"	96" x 96"	106" x 106"
Bonus Quilt <i>(no borders)</i>	30" x 35"	40" x 40"	40" x 50"	60" x 80"	80" x 80"	90" x 90"
Blocks <i>(arrangement)</i>	42 (6 x 7)	64 (8 x 8)	80 (8 x 10)	192 (12 x 16)	256 (16 x 16)	324 (18 x 18)
Various 2 1/2" print strips*	22	32	40	96	128	162
Background	1 2/3	2 1/3	3	7	9 1/3	11 7/8
Border 1	1/4	1/3	1/2	2/3	3/4	3/4
Border 2	7/8	1	1 1/3	2	2 1/8	2 1/3
Backing <i>includes 4"</i> <i>all around for</i> <i>quilting</i>	2 1/8 	3 1/3 	3 5/8 	7 	8 2/3 	9 1/2 
Binding	1/2 (5-2 1/2" strips)	1/2 (6-2 1/2" strips)	5/8 (7-2 1/2" strips)	2/3 (9-2 1/2" strips)	3/4 (10-2 1/2" strips)	7/8 (11-2 1/2" strips)
*What if you don't have strips yet? You can use yardage off the bolt by having the following:						
Quarter-yard Cuts	8	11	14	32	43	54

Yardage based on at least 40" wide of workable fabric. All seams are 1/4".
Also helpful is the Strip Tube Ruler™ or Strip Tube Junior™.

Double Dipping
CQD01229



6 83332 74939 9

Cozy Quilt Designs®

cozyquilt.com

El Cajon, CA
619-670-1516

Copyright © 2019 Cozy Quilt Designs®