





# Double Friendship Star

## Fabric Requirements (in yards)

<i>Finished sizes may vary</i>	<b>Baby/Lap</b> 48" x 48"	<b>Throw</b> 72" x 72"	<b>Twin</b> 72" x 84"	<b>Queen</b> 96" x 96"
<b>Blocks</b> (Arrangement)	4 (2 x 2)	16 (4 x 4)	20 (4 x 5)	36 (6 x 6)
<b>2 1/2" Print Strips*</b>	5	15	18	31
<b>Star 1</b>	1/3	2/3	1	1 1/2
<b>Star 2</b>	1/3	2/3	1	1 1/2
<b>Background</b>	5/8	1 3/4	2 1/8	3 3/4
<b>Border 1</b>	1/3	1/2	5/8	5/8
<b>Border 2</b>	1/3	5/8	5/8	2/3
<b>Border 3</b>	3/8	5/8	5/8	3/4
<b>Border 4</b>	7/8	1 1/8	1 1/4	1 1/2
<b>Backing</b> <i>includes 4" all around for quilting</i>	2 1/3 	4 1/2 	5 1/8 	8 2/3 
<b>Binding</b>	1/2 (6-2 1/2" strips)	2/3 (8-2 1/2" strips)	2/3 (9-2 1/2" strips)	3/4 (10-2 1/2" strips)

Yardage based on at least 41" wide of workable fabric. All seams are 1/4".

\*Print strips are various fabrics cut 2 1/2" x width of fabric. What if you don't have strips yet? You can buy yardage off the bolt. The magic formula is get 3 strips for each quarter-yard cut.

	<b>Baby/Lap</b>	<b>Throw</b>	<b>Twin</b>	<b>Queen</b>
<b>Quarter - yard cuts</b>	3 or 4 for variety	5	6	11

Cozy Quilt Designs®



cozyquilt.com

Copyright © 2016 Cozy Quilt Designs®