






Double Vision

Design by Georgette Dell'Orco



Fabric Requirements (in yards)

<i>Finished sizes may vary</i>	Lap 65" x 81"	Throw 81" x 81"	Twin 81" x 97"	Queen 97" x 97"	King 97" x 112"
Blocks (arrangement)	18 (3 x 4)	25 (4 x 4)	32 (4 x 5)	41 (5 x 5)	50 (5 x 6)
2 1/2" print strips*	Two identical sets of at least 20 strips (40 total strips)	Two identical sets of at least 29 strips (58 total strips)	Two identical sets of at least 35 strips (70 total strips)	Two identical sets of at least 45 strips (90 total strips)	Two identical sets of at least 54 strips (108 total strips)
Background	2	2 1/4	2 1/2	2 7/8	3 2/3
Border 1	5/8	5/8	2/3	3/4	7/8
Border 2	5/8	5/8	2/3	3/4	7/8
Border 3	1 1/8	1 1/4	1 1/3	1 1/2	1 1/2
Backing <i>includes 4" all around for quilting</i>	5 	6 1/4 	7 1/2 	8 3/4 	10 
Binding	5/8 (8-2 1/2" strips)	2/3 (9-2 1/2" strips)	3/4 (10-2 1/2" strips)	3/4 (10-2 1/2" strips)	7/8 (11-2 1/2" strips)

Also helpful (but not mandatory) is the following tool by Cozy Quilt Designs® : **The Strip Tube Ruler™**.

*Print strips are various fabrics cut 2 1/2" x width of fabric. What if you don't have strips yet? You can use yardage off the bolt by having the following number of quarter yard cuts:

	Lap	Throw	Twin	Queen	King
Quarter Yard Cuts	20	29	35	45	54