






# Drop Diamonds

## Fabric Requirements (in yards)

<i>Finished sizes may vary</i>	<b>Baby</b> 36" x 48"	<b>Throw</b> 68" x 68"	<b>Twin</b> 68" x 92"	<b>Queen</b> 92" x 92"	<b>King</b> 92" x 104"
<b>Blocks</b>	6 (2 x 3)	16 (4 x 4)	24 (4 x 6)	36 (6 x 6)	42 (6 x 7)
<b>Number of 2 1/2" print strips*</b>	9	24	36	54	63
<b>Background</b>	3/8	7/8	1 1/3	2	2 1/3
<b>Accent</b>	1/4	3/8	5/8	7/8	1 1/8
<b>Border 1</b>	3/8	1/2	5/8	5/8	3/4
<b>Border 2</b>	2/3	1/2	5/8	2/3	3/4
<b>Border 3</b>	—	1 5/8	1 3/4	2	2 1/8
<b>Backing</b> <i>includes 4" all around for quilting</i>	2 1/3 	4 1/4 	5 2/3 	7 	8 1/3 
<b>Binding</b>	3/8 (5- 2 1/2" strips)	2/3 (8-2 1/2" strips)	2/3 (9-2 1/2" strips)	3/4 (10-2 1/2" strips)	7/8 (11-2 1/2" strips)

Yardage based on at least 40" wide of workable fabric. All seams are 1/4".

\*Print strips are various fabrics cut 2 1/2" x width of fabric. What if you don't have strips yet? You can use yardage off the bolt by having the following number of quarter yard cuts:

	<b>Baby</b>	<b>Throw</b>	<b>Twin</b>	<b>Queen</b>	<b>King</b>
<b>Quarter Yard Cuts</b>	3	8	12	18	21



**Cozy Quilt Designs®**

2946 Jamacha Road, Ste D, El Cajon, CA  
92019

619-670-1516

[cozyquilt.com](http://cozyquilt.com)

Copyright © 2014 Cozy Quilt Designs®