






Early Light

Design by Georgette Dell'Orco

Fabric Requirements					
<i>Finished sizes may vary</i>	Wall Hanging 50" x 50"	Lap 50" x 66"	Twin 66" x 82"	Queen 98" x 98"	King 114" x 114"
Blocks	16 (4 x 4)	24 (4 x 6)	48 (6 x 8)	100 (10 x 10)	144 (12 x 12)
2 ½" print strips* (Color 1 Color 2)	10 (5 5)	16 (8 8)	30 (15 15)	64 (32 32)	90 (45 45)
Background	¾ yard	1 ¼ yards	2 ¼ yards	4 ⅔ yards	6 ⅔ yards
Accent	¼ yard	¼ yard	½ yard	1 yard	1 ⅓ yards
Border 1	⅓ yard	⅜ yard	⅝ yard	¾ yard	⅞ yard
Border 2	⅜ yard	⅜ yard	⅝ yard	¾ yard	⅞ yard
Border 3	1 yard	1 ⅛ yards	1 ⅓ yards	1 ⅞ yards	2 yards
Backing <i>includes 4" all around for quilting</i>	2 ½ yards 	3 ¼ yards 	5 yards 	8 ⅞ yards 	10 ¼ yards 
Binding	½ yard (6-2½" strips)	⅝ yard (7-2½" strips)	⅝ yard (8-2½" strips)	⅞ yard (11-2½" strips)	⅞ yard (12-2½" strips)

Yardage based on at least 40" wide of workable fabric. All seams are ¼".

***Print strips are various fabrics cut 2 ½" x width of fabric.** What if you don't have strips yet? You can use yardage off the bolt by having the following number of quarter yard cuts:

	Wall Hanging	Lap	Twin	Queen	King
Quarter Yard Cuts (Color 1 Color 2)	4 (2 2)	6 (3 3)	10 (5 5)	22 (11 11)	30 (15 15)



Cozy Quilt Designs®

2946 Jamacha Road, Ste D, El Cajon, CA 92019

619-670-1516

cozyquilt.com

Copyright © 2012 Cozy Quilt Designs®