







# Framed

## Fabric Requirements (in yards)

<i>Finished sizes may vary</i>	<b>Table Runner</b> 17" x 72"	<b>Lap</b> 51" x 73"	<b>Throw</b> 73" x 73"	<b>Twin</b> 73" x 95"	<b>Queen</b> 95" x 95"	<b>King</b> 95" x 106"
<b>Blocks</b>	6 (1 x 6)	15 (3 x 5)	25 (5 x 5)	35 (5 x 7)	49 (7 x 7)	56 (7 x 8)
<b>2 1/2" print strips*</b>	6	16	26	36	50	56
<b>Light Background</b>	3/8	2/3	1	1 1/3	1 7/8	2 1/8
<b>Dark Background</b>	1/3	5/8	7/8	1 1/4	1 5/8	1 7/8
<b>Border 1</b>	1/4	1/3	1/3	3/8	1/2	1/2
<b>Border 2</b>	3/8	1/2	1/2	5/8	5/8	5/8
<b>Border 3</b>	—	1 1/2	1 5/8	2	2 1/4	2 1/4
<b>Backing</b> <i>includes 4" all around for quilting</i>	2 1/4 	3 3/8 	5 5/8 	6 3/4 	8 5/8 	8 5/8 
<b>Binding</b>	3/8 (5-2 1/2" strips)	5/8 (7-2 1/2" strips)	5/8 (8-2 1/2" strips)	2/3 (9-2 1/2" strips)	7/8 (10-2 1/2" strips)	7/8 (11-2 1/2" strips)

\*Print strips are various fabrics cut 2 1/2" x width of fabric. What if you don't have strips yet? You can use yardage off the bolt by having the following number of quarter yard cuts:

	<b>Table Runner</b>	<b>Lap</b>	<b>Throw</b>	<b>Twin</b>	<b>Queen</b>	<b>King</b>
<b>Quarter Yard Cuts</b>	3	6	9	12	17	19

*Yardage based on at least 40" wide of workable fabric. All seams are 1/4".*

**Cozy Quilt Designs®**

2946 Jamacha Road, Ste D, El Cajon, CA  
92019

619-670-1516

[cozyquilt.com](http://cozyquilt.com)

Copyright © 2014 Cozy Quilt Designs®

