




# Fabric Requirements

<i>Finished sizes may vary</i>	<b>Throw</b> 62" x 71 1/2"	<b>Twin</b> 71 1/2" x 81"	<b>King</b> 99" x 99"
<b>Block Arrangement</b>	5 x 6 (30 blocks)	6 x 7 (42 blocks)	9 x 9 (81 blocks)
<b>2 1/2" Print Strips*</b>	31	45	85
<b>Background</b>	1 1/8 yards	1 5/8 yards	3 yards
<b>Border 1</b>	<u>1/2 yards</u> 1 5/8 yards	<u>5/8 yards</u> 2 1/4 yards	<u>3/4 yards</u> 3 3/4 yards
<b>Border 2</b>	1 1/3 yards	1 5/8 yard	2 yards
<b>Backing</b>	4 yards 	5 yards 	9 yards 
<b>Binding</b>	5/8 yard (7- 2 1/2" strips)	5/8 yard (8- 2 1/2" strips)	7/8 yard (11- 2 1/2" strips)

\*Strips are Width of Fabric. Width of fabric calculated at 40" wide.

## What if I don't have strips yet?

You can use yardage off the bolt as follows:

	<b>Throw</b>	<b>Twin</b>	<b>King</b>
<b>1/4 yard cuts</b>	11	15	29

**Picking Fabric Hint:** You can use any colors for your strips. Pick from a fabric collection for a coordinated look, or go scrappy with wild, mismatched prints. Pick a background fabric that contrasts with the strips. It's Strip Club. Have fun.

Look for other Strip Club  
Patterns by Cozy Quilt Designs™

**SRR-GB**

Cozy Quilt Designs™  
2940 Jamacha Rd. Ste H, El Cajon, CA 92019  
619-670-0652 [www.cozyquilt.com](http://www.cozyquilt.com)  
Copyright © Cozy Quilt Designs™ 2006  
\*SRR-GB\*