






Harvest

Designed by Georgette Dell'Orco

Fabric Requirements

<i>Finished sizes may vary</i>	Wall Hanging 31" x 31"	Throw 53" x 53"	Twin 71" x 89"	Queen 89" x 89"	King 107" x 107"
Blocks	4 (2 x 2)	16 (4 x 4)	48 (6 x 8)	64 (8 x 8)	100 (10 x 10)
2 ½" print strips*	4	13	37	50	78
Background	¼ yard	1 yard	2 ½ yards	3 ¼ yards	5 ¼ yards
Border 1	¼ yard	⅜ yard	⅝ yard	⅝ yard	¾ yard
Cornerstones & Border 2	¼ yard	⅓ yard	½ yard	½ yard	⅝ yard
Border 3	⅝ yard	1 ⅓ yards	2 yards	2 ⅛ yards	2 ½ yards
Backing	1 ¼ yards 	2 ⅝ yards 	5 ⅜ yards 	6 ¾ yards 	9 ⅝ yards 
Binding	⅓ yard (4- 2 ½" strips)	½ yard (6- 2 ½" strips)	⅔ yard (9- 2 ½" strips)	¾ yard (10- 2 ½" strips)	⅞ yard (12- 2 ½" strips)

Also helpful is one of the following gadgets: The Angler 2 by Pam Bono Designs or Clearly Perfect Angles by New Leaf Stitches.

***Print strips are various fabrics cut 2 ½" x width of fabric.** What if you don't have strips yet? You can use yardage off the bolt by having the following number of quarter yard cuts:

	Wall Hanging	Throw	Twin	Queen	King
Quarter Yard Cuts	2	5	13	17	26

Yardage based on at least 40" of workable fabric.
All seams are ¼".

CQD01034

Cozy Quilt Designs®

2940 Jamacha Rd. Ste H, El Cajon, CA 92019
619-670-1516

cozyquilt.com

Copyright © 2010 Cozy Quilt Designs®