




# Fabric Requirements

<i>Finished sizes may vary</i>	<b>Throw</b> 64" x 64"	<b>Twin</b> 81" x 90"	<b>King</b> 100" x 100"
<b>Block arrangement</b>	5 x 5	7 x 8	9 x 9
<b>2 1/2" strips WOF*</b>	22	48	70
<b>Background Fabric</b>	1 3/8 yards	2 3/4 yards	3 7/8 yards
<b>Border 1</b>	1/3 yard 6 strips cut 1 1/2"	1/2 yard 8 strips cut 1 1/2"	1/2 yard 10 strips cut 1 1/2"
<b>Border 2</b>	1 1/2 yards 8 strips cut 6 1/2"	1 3/4 yards 9 strips cut 6 1/2"	2 1/2 yards 13 strips cut 6 1/2"
<b>Backing</b>	4 yards 	6 1/3 yard 	9 yards 
<b>Binding</b>	5/8 yard 7 strips cut 2 1/2"	3/4 yard 9 strips cut 2 1/2"	7/8 yard 11 strips cut 2 1/2"

WOF means Width of Fabric (selvage to selvage.)

## \*What if I don't have strips yet?

You can use yardage off the bolt as follows:

\*\*\* from each quarter yard cut, you can get 3 strips WOF.

	<b>Throw</b>	<b>Twin</b>	<b>King</b>
<b>1/4 Yard Cuts**</b>	8	16	24

Look for other Strip Club  
Patterns by Cozy Quilt Designs™

**SRR-HB**

Cozy Quilt Designs™  
2940 Jamacha Rd. Ste H, El Cajon, CA 92019  
619-670-0652 cozydesigns.com

Copyright © Cozy Quilt Designs™ 2005