




Fabric Requirements

	Throw	Full	Queen
<i>Finished sizes may vary</i>	63 1/2" x 80"	80" x 96 1/2"	96 1/2" x 96 1/2"
Block arrangement	6 x 8 = 48	8 x 10 = 80	10 x 10 = 100
2 1/2" strips WOF	30	48	60
Background Fabric	1 7/8 yards 10—6 1/2" strips	3 yards 16—6 1/2" strips	3 3/4 yards 20—6 1/2" strips
Border 1	5/8 yard 7—2 1/2" strips	5/8 yard 8—2 1/2" strips	3/4 yard 10—2 1/2" strips
Border 2	1 1/3 yard 8—5 1/2" strips	1 1/2 yards 9—5 1/2" strips	1 5/8 yards 10—5 1/2" strips
Backing	4 7/8 yard 	6 7/8 yard 	8 3/4 yard 
Binding	5/8 yard 8—2 1/2" strips	3/4 yard 10—2 1/2" strips	3/4 yard 10—2 1/2" strips

WOF means Width of Fabric (selvage to selvage.)

*What if I don't have strips yet?

You can use yardage off the bolt as follows:

	Throw	Full	Queen
1/4 Yard Cuts**	10	16	20

*** from each quarter yard cut, you can get 3 strips WOF.

Look for other Strip Club
Patterns by Cozy Quilt Designs™

SRR-HC

SRR-HC

Cozy Quilt Designs™

2940 Jamacha Rd. Ste H, El Cajon, CA 92019

619-670-0652

cozydesigns.com

Copyright © Cozy Quilt Designs™ 2005