




Bring your garden inside and enjoy it year round.  
 The layout of this quilt is ideal for showing off  
 some larger scale prints.

## Fabric Requirements

If you fussy cut the floral blocks from directional fabric you may need from two to four times as much floral fabric, depending on the size and placement of the flowers.

	Throw 61" x 61"	Twin 78" x 95"	Queen 95" x 95"
<b>Floral print :</b>	1 yard	2 yards	2 <sup>5</sup> / <sub>8</sub> yards
<b>Dark fabric:</b>			
Sashing	<sup>7</sup> / <sub>8</sub> yard	1 <sup>3</sup> / <sub>4</sub> yard	2 <sup>1</sup> / <sub>8</sub> yard
Inner border	<sup>1</sup> / <sub>3</sub> yard	<sup>1</sup> / <sub>2</sub> yard	<sup>1</sup> / <sub>2</sub> yard
<b>Light fabric::</b>			
Sashing, setting and corner triangles	1 <sup>1</sup> / <sub>8</sub> yard	2 <sup>1</sup> / <sub>4</sub> yard	2 <sup>5</sup> / <sub>8</sub> yard
Outer border	1 yard	1 <sup>1</sup> / <sub>4</sub> yard	1 <sup>3</sup> / <sub>8</sub> yard
<b>Accent fabric for   cornerstones and   small setting triangles</b>	<sup>5</sup> / <sub>8</sub> yard	<sup>7</sup> / <sub>8</sub> yard	1 yard
<b>Backing</b>	3 <sup>7</sup> / <sub>8</sub> yard	5 <sup>3</sup> / <sub>4</sub> yard	7 <sup>1</sup> / <sub>4</sub> yard
			
<b>Binding</b>	<sup>5</sup> / <sub>8</sub> yard (7 – 2 <sup>1</sup> / <sub>2</sub> strips)	<sup>3</sup> / <sub>4</sub> yard (9 – 2 <sup>1</sup> / <sub>2</sub> strips)	1 <sup>7</sup> / <sub>8</sub> yard (10 – 2 <sup>1</sup> / <sub>2</sub> strips)

**CQS028**

\*CQS028\*



*Cozy Quilt Designs*

2940 Jamacha Rd. Ste H, El Cajon, CA 92019

619-670-1516

cozyquilt.com

Copyright 2007. Cozy Quilt Designs. All Rights Reserved