




# Fabric Requirements

<i>Finished sizes may vary</i>	<b>Throw</b> 64" x 72"	<b>Double</b> 80" x 96"	<b>King</b> 104" x 104"
<b>Block arrangement</b>	6 x 7	8 x 10	11 x 11
<b>2 1/2" print strips</b>	21	40	61
<b>Background</b>	1 5/8 yard	3 yards	4 1/2 yards
<b>Border 1</b>	5/8 yard	3/4 yard	3/4 yards
<b>Border 2</b>	1 1/3 yard	1 3/4 yard	2 1/8 yard
<b>Backing</b>	4 1/2 yards 	7 1/4 yards 	9 1/3 yards 
<b>Binding</b>	5/8 yard 8— 2 1/2" strips	3/4 yard 10— 2 1/2" strips	7/8 yard 11— 2 1/2" strips

\*Strips are width of fabric (41"-42"), but **what if you don't have strips yet?** You can use yardage off the bolt by having the following number of quarter yard:

	<b>Throw</b>	<b>Double</b>	<b>King</b>
Quarter yard cuts	7	14	21

Look for other Strip Club  
Patterns by Cozy Quilt Shop and Cozy Quilt Designs

**SRR-JBQ**

\*SRR-JBQ\*

Cozy Quilt Designs™

2940 Jamacha Rd. Ste H, El Cajon, CA 92019

619-670-1516

[cozyquilt.com](http://cozyquilt.com)

Copyright 2007 Cozy Quilt Designs™