






Jacob's Ladder



Fabric Requirements (in yards)

<i>Finished sizes may vary</i>	Wall Hanging 42" x 66"	Throw 66" x 66"	Twin 66" x 90"	Queen 90" x 90"	Large King 114" x 114"
Blocks (Arrangement)	8 (2 x 4)	16 (4 x 4)	24 (4 x 6)	36 (6 x 6)	64 (8 x 8)
2 1/2" Print Strips*	7	14	21	32	56
Light Background	5/8	1 1/4	1 3/4	2 2/3	4 2/3
Medium Background	1/3	1/2	2/3	1 1/8	1 3/4
Accent	1/3	5/8	7/8	1 1/3	2 3/8
Border 1	3/8	1/2	5/8	5/8	3/4
Border 2	3/8	1/2	5/8	2/3	7/8
Border 3	1	1 1/4	1 1/3	1 2/3	2
Backing <i>includes 4" all around for quilting</i>	2 7/8 	4 1/8 	5 1/2 	6 7/8 	10 1/4 
Binding	1/2 (6-2 1/2" strips)	5/8 (7-2 1/2" strips)	2/3 (9-2 1/2" strips)	3/4 (10-2 1/2" strips)	7/8 (12- 2 1/2" strips)

Also helpful is **The Strip Tube Ruler™** or **Strip Tube Junior™**.

Yardage based on at least 40" wide of workable fabric. All seams are 1/4".

*Print strips are various fabrics cut 2 1/2" x width of fabric. What if you don't have strips yet? You can buy yardage off the bolt. The magic formula is get 3 strips for each quarter-yard cut.

	Wall Hanging	Throw	Twin	Queen	Large King
Quarter - yard cuts	5 (2 more for variety)	5	7	11	19

Cozy Buying Help

Cozy's Sample

Strips: Bohemian
 Light
 Background: Snow
 Medium
 Background: Tan
 Accent: Dark Blue
 Border 1: Snow
 Border 2: Tan
 Border 3: Dark Blue

Cozy Buying Tip

Below is the combined yardage for the Light Background + Border 1:
 Wall Hanging: 1
 Throw: 1 3/4
 Twin: 2 3/8
 Queen: 3 3/8
 Large King: 5 1/2

For the Medium Background + Border 2:
 Wall Hanging: 3/4

Twin: 1 3/8
 Queen: 1 7/8
 Large King: 2 5/8

For the Accent + Border 3:

Wall Hanging: 1 1/3
 Throw: 1 7/8
 Twin: 2 1/4
 Queen: 3
 Large King: 4 3/8