





# LADY FINGERS

USE LAYER CAKE BUNDLES OR YARDAGE

## Fabric Requirements

<i>Finished sizes may vary</i>	<b>Table Runner</b> (29" x 66")	<b>Throw</b> (63" x 66")	<b>Twin</b> (80" x 93")	<b>King</b> (105 ½" x 106 ½")
<b>Blocks</b>	8	24	48	77
Arrangement	2 x 4	6 x 4	8 x 6	11 x 7
<b>Print Fabrics</b>				
10" squares	12	36	72	116
or 10" half strips*	6	18	36	58
or 10" full strips*	3	9	18	29
or ½ yard cuts*	3	9	18	29
<b>Border 1</b>	⅜ yard	⅝ yard	⅔ yard	⅞ yard
<b>Border 2</b>	⅞ yard	1 yard	1 ¼ yards	1 ⅝ yards
<b>Backing</b>	1 ⅔ yards	4 ⅞ yards	6 ⅞ yards	9 ½ yards
				
<b>Binding</b>	½ yard (6 – 2 ½" strips)	⅝ yard (7 – 2 ½" strips)	⅔ yard (9 – 2 ½" strips)	⅞ yard (11 – 2 ½" strips)

\*Full strips should be a minimum of 40" of workable fabric.  
 Half Strips should be a minimum of 20" of workable fabric.  
 Cuts of ½ yard are 12" wide, from which you will cut 10" strips.

**CQS034**

\*CQS034\*



Cozy Quilt Designs™

2940 Jamacha Rd. Ste H, El Cajon, CA 92019

619-670-1516

[CozyQuilt.com](http://CozyQuilt.com)

Copyright © 2008. Cozy Quilt Designs™

All Rights Reserved.