







# Leaf It To Me



## Fabric Requirements (in yards)

<i>Finished sizes may vary</i>	<b>Wall Hanging</b> 60" x 32"	<b>Bed Runner</b> 92" x 36"	<b>Throw</b> 64" x 64"	<b>Twin</b> 64" x 92"	<b>Queen</b> 92" x 92"
<b>Blocks</b> (Arrangement)	3 (3 x 1)	5 (5 x 1)	9 (3 x 3)	15 (3 x 5)	25 (5 x 5)
<b>Print Strips*</b>	30	38	47	65	92
<b>Sashing</b>	1/3	1/2	5/8	1	1 1/2
<b>Background</b>	1/2	5/8	1	1 1/3	2 1/4
<b>Border 1</b>	3/8	1/2	1/2	5/8	5/8
<b>Border 2</b>	3/8	1/2	1/2	5/8	2/3
<b>Border 3</b>	(pieces from strips)				
<b>Border 4</b>	—	5/8	5/8	2/3	3/4
<b>Backing</b> <i>includes 4" all around for quilting</i>	2 1/4 	3 1/8 	4 	5 5/8 	7 
<b>Binding</b>	3/8 (5-2 1/2" strips)	5/8 (7-2 1/2" strips)	5/8 (7-2 1/2" strips)	2/3 (9-2 1/2" strips)	3/4 (10-2 1/2" strips)

Also helpful is **The Strip Tube Ruler™** or **Strip Tube Junior™**.

Yardage based on at least 40" wide of workable fabric. All seams are 1/4".

\*Print strips are various fabrics cut 2 1/2" x width of fabric. What if you don't have strips yet? You can buy yardage off the bolt. The magic formula is get 3 strips for each quarter-yard cut.

	<b>Wall Hanging</b>	<b>Bed Runner</b>	<b>Throw</b>	<b>Twin</b>	<b>Queen</b>
<b>Quarter-yard cuts</b>	10	33	35	43	55

Cozy Quilt Designs®



C Q D 0 1 1 4 7

cozyquilt.com

Copyright © 2015 Cozy Quilt Designs®