





# Leftovers

<i>Finished sizes may vary</i>	<b>Throw</b> 50" x 66"	<b>Twin</b> 74" x 92"	<b>Queen</b> 92" x 92"	<b>King</b> 104" x 105"
<b>Blocks</b>	24 (6 x 4)	60 (10 x 6)	78 (13 x 6)	105 (15 x 7)
<b>2 1/2" print strips* (Dark/Light)</b>	36 (18/18)	90 (45/45)	120 (60/60)	162 (81/81)
<b>Border 1</b>	3/8 yard	5/8 yard	2/3 yard	3/4 yard
<b>Border 2</b>	1 yard	1 1/2 yards	1 5/8 yards	1 7/8 yards
<b>Backing</b>	3 1/4 yards 	5 3/4 yards 	7 1/4 yards 	9 3/4 yards 
<b>Binding</b>	5/8 yard 7 - 2 1/2" strips	2/3 yard 9 - 2 1/2" strips	3/4 yard 10 - 2 1/2" strips	7/8 yard 11 - 2 1/2" strips

Yardage based on at least 40" wide of workable fabric. All seams are 1/4".

**\*Print strips are various fabrics cut 2 1/2" x width of fabric.** What if you don't have strips yet? You can use yardage off the bolt by having the following number of quarter yard cuts:

	<b>Throw</b>	<b>Twin</b>	<b>Queen</b>	<b>King</b>
<b>Quarter Yard Cuts (Dark/Light)</b>	12 (6/6)	30 (15/15)	40 (20/20)	54 (27/27)

## Cozy Buying Tip

Don't worry too much about a stark contrast between the Dark and Light prints. Just sort your fabrics into stacks of darkish and lightish prints. The quilt will actually look more random and fluid if some darker prints are in the light pile and some lighter prints are in the Dark Pile.

\*CQD01017\*

Cozy Quilt Designs™

2940 Jamacha Rd. Ste H, El Cajon, CA 92019  
619-670-0652

[cozyquilt.com](http://cozyquilt.com)

Copyright © 2010 Cozy Quilt Designs™