




Long May She Wave



Fabric Requirements (in yards)

<i>Finished sizes may vary</i>	Throw 68" x 76"	Twin 76" x 84"	Queen 88" x 96"
Block Arrangement	(14 x 16)	(14 x 16)	(14 x 16)
Number of 2 1/2" print strips*			
Waves	40	40	40
Star **	6	6	6
Background	3 1/8	3 1/8	3 1/8
Border 1	5/8	5/8	5/8
Border 2	1 1/8	1 1/8	1 1/8
Border 3	—	2/3	2/3
Border 4	—	2/3	2/3
Border 5	—	—	2 1/8
Backing <i>includes 4" all around for quilting</i>	4 7/8 	6 1/2 	7 1/3 
Binding	5/8 (8-2 1/2" strips)	3/4 (9-2 1/2" strips)	3/4 (10-2 1/2" strips)

**Optional: For an appliqué sailboat instead of a pieced star, you do not need blue fabric. Instead, Background: 1/3 yard (or 20 1/2" square), Mainsail: 11" x 12", Headsail: 7" x 15", Mast: 3" x 17", Hull-inside: 16" x 4", Hull-outside: 16" x 8", Flag: 5" x 3".

Also helpful is **The Strip Tube Ruler™** or **Strip Tube Junior™**.

Yardage based on at least 40" wide of workable fabric. All seams are 1/4".

*Print strips are various fabrics cut 2 1/2" x width of fabric. What if you don't have strips yet? You can buy yardage off of the bolt. The magic formula is 3 strips for each quarter yard cut. The extra blue is for variety.

Wave:	14	14	14
Star:	4	4	4

Cozy Quilt Designs®

cozyquilt.com



Copyright © 2015 Cozy Quilt Designs®