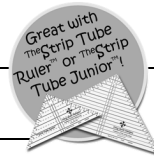





Love Those Panels!



| Fabric Requirements (in yards) | | | |
|--|--|--|--|
| <i>Finished sizes may vary</i> | Throw (64" x 74") | Long Throw (64" x 79") | Full (74" x 79") |
| Starting Panel or Block Size | 24" x 24 " | 22" x 40" | 36" x 40" |
| Print Fat Quarters or 2 1/2" Print Strips | 6 fat quarters or 21 print strips | 6 fat quarters or 19 print strips | 6 fat quarters or 21 print strips |
| Framing Fabric for Panel | 5/8 | 5/8 | 5/8 |
| Background | 1 1/2 | 1 1/3 | 1 1/2 |
| Border 1 | 5/8 | 5/8 | 5/8 |
| Border 2 | 1 1/8 | 1 1/3 | 1 1/2 |
| Backing (includes about 4" all around for quilting) | 4 5/8  | 4 7/8  | 6 1/8  |
| Binding | 2/3 (8 - 2 1/2" strips) | 2/3 (8 - 2 1/2" strips) | 2/3 (8 - 2 1/2" strips) |
| <i>Fat Quarters should be at least 18" wide by 21" - 22" long of workable fabric. All seams are sewn 1/4".</i> | | | |
| Also helpful (but not mandatory) is the Strip Tube Ruler™ or Strip Tube Junior™ . | | | |

Cozy Buying Help

Cozy's Sample

What we used:

Panel: Wild Thing

Fat Quarters: Blue, Brown, Red

Background: White with Swirl

Border 1: Blue Stripe

Border 2: Multi-Print animal

March 2015