




Olympia

July 2012

CQD01084-CS

\$5

Fabric Requirements

<i>Finished sizes may vary</i>	Baby 46" x 46"	Lap 74" x 74"	Throw 74" x 88"	Twin 74" x 102"	King 102" x 102"
Blocks	4 (2 x 2)	16 (4 x 4)	20 (4 x 5)	24 (4 x 6)	36 (6 x 6)
2 1/2" print strips*	8	32	40	48	72
Accent	1/8 yard	1/4 yard	1/3 yard	3/8 yard	5/8 yard
Medium Background	1/4 yard	1/2 yard	5/8 yard	2/3 yard	1 1/8 yards
Light Background	1/3 yard	1 1/8 yards	1 1/3 yards	1 2/3 yards	2 1/2 yards
Border 1	1/3 yard	1/2 yard	5/8 yard	5/8 yard	3/4 yard
Border 2	1/2 yard	2/3 yard	2/3 yard	3/4 yard	7/8 yard
Border 3	1 1/8 yards	1 7/8 yards	1 7/8 yards	2 yards	2 1/4 yards
Backing <i>includes 4" all around for quilting</i>	2 1/4 yards 	5 3/4 yards 	6 yards 	6 7/8 yards 	9 1/4 yards 
Binding	3/8 yard (5-2 1/2" strips)	5/8 yard (8-2 1/2" strips)	2/3 yard (9-2 1/2" strips)	3/4 yard (10-2 1/2" strips)	7/8 yard (11-2 1/2" strips)

Cozy Buying Help

Cozy's Sample

Strips: Yellow, orange
purple
Accent: Purple
Lt Background: White
Md Background: Yellow
Border 1: White
Border 2: Purple
Border 3: Shell Print

*Print strips are various fabrics cut 2 1/2" x width of fabric. What if you don't have strips yet? You can use yardage off the bolt by having the following number of quarter yard cuts:

	Baby	Lap	Throw	Twin	King
Quarter Yard Cuts	3	11	14	16	24

Yardage based on at least 40" wide of workable fabric.
All seams are 1/4".

Combined yardage for Accent and Border 2:

Baby: 5/8 yard
Lap: 1 yard
Throw: 1 yard
Twin: 1 1/8 yards
King: 1 1/2 yards

Combined yardage for Lt Background and Border 1:

Baby: 2/3 yard
Lap: 1 5/8 yards
Throw: 2 1/8 yards
Twin: 2 3/8 yards
King: 3 1/4 yards