




Fabric Requirements

<i>Finished sizes may vary</i>	Throw 52" x 52"	Twin 70" x 87"	King 105" x 105"
Block arrangement	2 x 2 5 blocks	3 x 4 18 blocks	5 x 5 41 blocks
2 1/2" print strips	10	26	56
2 1/2" blue strips	6	16	34
Total Strips*	16	42	90
Background (sashing, setting triangles, border cornerstones)	1 5/8 yards	2 7/8 yards	4 7/8 yards
Border	1 1/4 yards (6 — 7" strips)	1 2/3 yards (8 — 7" strips)	2 1/8 yards (10 — 7" strips)
Backing	2 1/2 yards 	5 1/3 yards 	9 1/2 yards 
Binding	1/2 yard (6 — 2 1/2" strips)	2/3 yard (9 — 2 1/2" strips)	7/8 yard (11 — 2 1/2" strips)

*What if I don't have strips yet?

You can use yardage off the bolt by having the following number for quarter yard cuts:

	Throw	Twin	King
Fish Body Prints	4	9	19
Blue Prints	2	6	12

Hints picking fabrics:

For a tropical feel, pick bright fabrics for the fish body— yellow, red, orange.

Use blues that are similar in color and value for your blue strips and background.

For a calmer effect, pick soft colors for the fish and a neutral or baby blue for the blue strips and background.

Look for other Strip Club Patterns
by Cozy Quilt Designs™

SRR-1F

Cozy Quilt Designs™

2940 Jamacha Rd. Ste H, El Cajon, CA 92019

619-670-0652

cozydesigns.com

Copyright 2006 Cozy Quilt Designs™