




# Fabric Requirements

<i>Finished sizes may vary</i>	<b>Throw</b> 70" x 70"	<b>Queen</b> 80" x 90"	<b>King</b> 100" x 100"
<b>Block Arrangement</b>	5 x 5 = 25	6 x 7 = 42	8 x 8 = 64
<b>2 1/2" strips*</b>	26	42	64
<b>Background Fabric</b> (4 inch squares)	5/8 yard	7/8 yard	1 1/8 yards
<b>Accent Fabric</b> (frame around background squares)	3/4 yard	1 yard	1 1/2 yards
<b>Border 1</b> (Pick a pleasing contrast)	2/3 yard (6 - 3 1/2" strips)	7/8 yard (8 - 3 1/2" strips)	1 yard (9 - 3 1/2" strips)
<b>Border 2</b> (Can be same as Accent)	5/8 yard (7 - 2 1/2" strips)	3/4 yard (9 - 2 1/2" strips)	7/8 yard (10 - 2 1/2" strips)
<b>Border 3</b> (Can be same as Background)	1 1/3 yard (8 - 5 1/2" strips)	1 2/3 yard (10 - 5 1/2" strips)	1 3/4 yard (11 - 5 1/2" strips)
<b>Backing</b>	4 1/3 yard 	7 yards 	9 yards 
<b>Binding</b>	5/8 yard (8 - 2 1/2" strips)	3/4 yard (9 - 2 1/2" strips)	7/8 yard (11 - 2 1/2" strips)

\*Strips are width of fabric (41"-42"), but what if you don't have strips yet?

You can use yardage off the bolt with the following number of quarter yard cuts:

	Throw	Queen	King
Quarter yard cuts	9	14	22

Look for other Strip Club  
Patterns by Cozy Quilt Shop and Cozy Quilt Designs™

**SRR-OC**

\*SRR-OC\*

Cozy Quilt Designs™

2940 Jamacha Rd. Ste H, El Cajon, CA 92019

619-670-0652

cozydesigns.com

Copyright 2006 Cozy Quilt Designs™