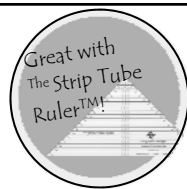






# Paradise Found

Design by Georgette Dell'Orco



## Fabric Requirements

<i>Finished sizes may vary</i>	<b>Throw</b> 64" x 64"	<b>Twin</b> 72" x 88"	<b>Queen</b> 80" x 96"	<b>King</b> 112" x 112"
<b>Blocks</b>	36 (6 x 6)	48 (6 x 8)	80 (8 x 10)	144 (12 x 12)
<b>2 1/2" print strips*</b>	24	24	39	72
<b>Background</b>	1 1/8 yards	1 3/4 yards	3 1/4 yards	5 7/8 yards
<b>Accent and Border 1</b>	2 1/4 yards	2 5/8 yards	2 7/8 yards	3 1/3 yards
<b>Border 2</b>	—	1 1/4 yards	—	—
<b>Backing</b> <i>includes 4" all around for quilting</i>	4 yards 	5 1/3 yards 	7 1/4 yards 	10 yards 
<b>Binding</b>	5/8 yard (7-2 1/2" strips)	2/3 yard (9-2 1/2" strips)	3/4 yard (10-2 1/2" strips)	7/8 yard (12-2 1/2" strips)

Also helpful is **The Strip Tube Ruler™**  
by **Cozy Quilt Designs®**.

\*Print strips are various fabrics cut 2 1/2" x width of fabric. What if you don't have strips yet? You can use yardage off the bolt by having the following number of quarter yard cuts:

	<b>Throw</b>	<b>Twin</b>	<b>Queen</b>	<b>King</b>
<b>Quarter Yard Cuts</b>	8	8	13	24

Yardage based on at least 40" wide of workable fabric.

All seams are 1/4".

**Cozy Quilt Designs®**

2940 Jamacha Road, Ste H, El Cajon, CA 92019

\*CQD01060\*

619-670-1516

[cozyquilt.com](http://cozyquilt.com)

Copyright © 2011 Cozy Quilt Designs®