





# USE LAYER CAKE BUNDLES OR YARDAGE

## Fabric Requirements

<i>Finished sizes my vary</i>	<b>Table Runner</b> (29" x 46")	<b>Throw</b> (54½" x 63")	<b>Twin</b> (71½" x 88½")	<b>Queen</b> (88½" x 97")
<b>Arrangement</b>	2 x 4	5 x 6	7 x 9	9 x 10
<b>Print Fabrics</b>				
10" squares	8	30	64	90
<i>or 10" half strips*</i>	4	15	32	45
<i>or 10" full strips*</i>	2	8	16	23
<i>or ⅓ yard cuts*</i>	2	8	16	23
<b>Border 1</b>	¼ yard	⅜ yard	½ yard	⅝ yard
<b>Border 2</b>	¾ yard	1 ⅛ yards	1 ⅓ yards	1 ½ yards
<b>Backing</b>	1 ½ yards 	3 yards 	5 ⅓ yards 	7 ⅓ yards 
<b>Binding</b>	⅜ yard (5—2 ½" strips)	⅝ yard (7—2 ½" strips)	⅔ yard (9—2 ½" strips)	¾ yard (10—2 ½" strips)

*\*Full strips should be a minimum of 40" of workable fabric.*

*Half Strips should be a minimum of 20" of workable fabric.*

*Cuts of ⅓ yard are 12" wide, from which you will cut 10" strips.*

*Yardage based on fabric at least 40" wide.*

**CQS040**

\*CQS040\*



Cozy Quilt Designs™

2940 Jamacha Rd. Ste H, El Cajon, CA 92019

619-670-1516

**CozyQuilt.com**

Copyright © 2008. Cozy Quilt Designs™ All Rights Reserved