

Prickly Pear






By Georgette Dell'Orco

September 2012

CQD01087-CS

\$5

Fabric Requirements

<i>Finished sizes may vary</i>	Lap 60" x 60"	Throw 60" x 74"	Twin 74" x 102"	Queen 88" x 88"	King 102" x 116"
Blocks	13 (3 x 3)	18 (3 x 4)	39 (4 x 6)	41 (5 x 5)	72 (6 x 7)
2 1/2" print strips*	13	18	39	41	72
Background	1 yard	1 1/3 yards	2 1/2 yards	2 3/4 yards	4 1/2 yards
Accent (and Setting)	7/8 yard	1 1/2 yards	1 1/2 yards	1 1/2 yards	2 1/8 yards
Border 1	1/2 yard	5/8 yard	5/8 yard	2/3 yard	7/8 yard
Border 2	1/2 yard	5/8 yard	2/3 yard	2/3 yard	7/8 yard
Border 3	1 1/8 yards	1 1/8 yards	1 2/3 yards	1 2/3 yards	2 yards
Backing <i>includes 4" all around for quilting</i>	3 7/8 yards 	4 2/3 yards 	7 yards 	6 7/8 yards 	10 1/2 yards 
Binding	5/8 yard (7-2 1/2" strips)	5/8 yard (8-2 1/2" strips)	3/4 yard (10-2 1/2" strips)	3/4 yard (10-2 1/2" strips)	7/8 yard (12-2 1/2" strips)

Cozy Buying Help

Cozy's Sample

Strips: Christmas
Background: White
Accent: Light Green
Border 1: Dark Green
Border 2: Light Green
Border 3: Multi Print

Cozy Buying Tip

Below is the combined yardage for Accent + Border 2:

Lap: 1 3/8 yards
Throw: 2 1/8 yards
Twin: 2 1/4 yards
Queen: 2 1/4 yards
King: 3 yards

*Print strips are various fabrics cut 2 1/2" x width of fabric. What if you don't have strips yet? You can use yardage off the bolt by having the following number of quarter yard cuts:

	Lap	Throw	Twin	Queen	King
Quarter Yard Cuts	10	6	13	14	23

Yardage based on at least 40" wide of workable fabric.
All seams are 1/4".