





# Radio Waves

By Daniela Stout

Great with  
The Strip Tube  
Ruler™ or The Strip  
Tube Junior™!



## Fabric Requirements (in yards)

<i>Finished sizes may vary</i>	<b>Lap</b> 47"x56"	<b>Throw</b> 56"x65"	<b>Twin</b> 69"x87"	<b>Queen</b> 96"x96"	<b>King</b> 105"x105"
<b>Blocks</b> (arrangement)	12	20	35	64	81
<b>Various 2 ½"</b>	16	20	42	64	90
<b>Background</b>	⅔	1	2 ¼	2 ⅔	4 ⅓
<b>Accent</b>	⅓ of	⅓ of	½ of	½ of	⅝ of
<b>Border 1</b>	⅜	⅜	⅝	⅝	¾
<b>Border 2</b>	⅜	½	1	1 ⅓	1 ⅓
<b>Border 3</b>	1 ¼	1 ⅓	1 ¾	2 ⅛	2 ⅓
<b>Backing</b> <i>includes 4" all around for quilting</i>	2 ⅔ 	3 ⅝ 	5 ⅓ 	8 ⅔ 	9 ½ 
<b>Binding</b>	½ (6 – 2 ½")	⅝ (7 – 2 ½" strips)	⅔ (9 – 2 ½" strips)	¾ (10 – 2 ½")	⅞ (11 – 2 ½")

†Or fat quarters. Cut from the length getting half strips 20" - 21" long.

\*If you don't have strips yet, you can use yardage off the bolt by having the following:

<b>Quarter-yard Cuts</b>	6	7	14	22	30
--------------------------	---	---	----	----	----

Also helpful (but not mandatory) are the following tools by

Cozy Quilt Designs®:

**The Strip Tube Ruler™** or **The Strip Tube Junior™**

Yardage based on at least 40" wide of workable fabric. All seams are ¼".

Radio Waves  
CQD01228



6 83332 74938 2

**Cozy Quilt Designs®**

**cozyquilt.com**

El Cajon, CA

619-670-1516

Copyright © 2019 Cozy Quilt Designs®