




# Fabric Requirements

<i>Finished sizes may vary</i>	<b>Throw</b> 63" x 63"	<b>Full</b> 79" x 87"	<b>Queen</b> 95" x 95"
<b>Block arrangement</b>	6 x 6	8 x 9	10 x 10
<b>2 ½" strips</b>	22	36	48
<b>Background</b>	2 yards	3 ⅛ yards	4 ½ yards
<b>Border 1</b>	⅓ yard	½ yard	½ yard
<b>Border 2</b>	1 ½ yards	1 ⅞ yards	2 ⅓ yards
<b>Backing</b>	4 yards 	6 ⅛ yards 	7 ½ yards 
<b>Binding</b>	⅝ yard 7-2 ½" strips	¾ yard 9-2 ½" strips	¾ yard 10-2 ½" strips

\*Strips are width of fabric (41"-42"), but **what if you don't have strips yet?**  
You can use yardage off the bolt by having the following number of quarter yard cuts:

	<b>Throw</b>	<b>Full</b>	<b>Queen</b>
Quarter yard cuts	8	12	16

## Picking Fabric

This is a great pattern for themed fabrics like animal prints or Asian prints. You could also use scraps, or a single color family like jewel tones or pastels.

The background in this pattern should have a strong contrast to the strips.

**SRR-SAF**

\*SRR-SAF\*

Cozy Quilt Designs™

2940 Jamacha Rd. Ste H, El Cajon, CA 92019

619-670-1516

[cozyquilt.com](http://cozyquilt.com)

Copyright 2007 Cozy Quilt Designs™