







# Simple Simon

## Fabric Requirements (in yards)

<i>Finished sizes may vary</i>	<b>Wall Hanging</b>	<b>Lap</b>	<b>Throw</b>	<b>Twin</b>	<b>Queen</b>	<b>King</b>
	38" x 60"	50" x 60"	62" x 80"	74" x 90"	98" x 100"	110" x 110"
<b>Blocks</b>	12 (3 x 4)	20 (5 x 4)	42 (7 x 6)	63 (9 x 7)	104 (13 x 8)	135 (15 x 9)
<b>2 1/2" print strips*</b>	6	11	21	32	53	68
<b>Background</b>	1/3	5/8	1 1/8	1 2/3	2 2/3	3 3/8
<b>Border 1</b>	3/8	3/8	5/8	5/8	3/4	3/4
<b>Border 2</b>	3/8	3/8	5/8	5/8	3/4	7/8
<b>Border 3</b>	1 1/4	1 1/3	1 2/3	1 3/4	2 1/8	2 1/3
<b>Backing</b> <i>includes 4" all around for quilting</i>	2 5/8 	2 7/8 	5 	6 7/8 	9 	9 7/8 
<b>Binding</b>	1/2 (6-2 1/2" strips)	1/2 (6-2 1/2" strips)	5/8 (8-2 1/2" strips)	2/3 (9-2 1/2" strips)	7/8 (11-2 1/2" strips)	7/8 (12-2 1/2" strips)

\*Print strips are various fabrics cut 2 1/2" x width of fabric. What if you don't have strips yet? You can use yardage off the bolt by having the following number of quarter yard cuts:

	<b>Wall Hanging</b>	<b>Lap</b>	<b>Throw</b>	<b>Twin</b>	<b>Queen</b>	<b>King</b>
<b>Quarter Yard Cuts</b>	2	4	7	11	18	23

Yardage based on at least 40" wide of workable fabric.  
All seams are 1/4".

\*CQD01130\*

**Cozy Quilt Designs®**  
cozyquilt.com

Copyright © 2014 Cozy Quilt Designs®