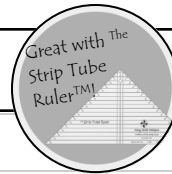









Simplicity



Fabric Requirements

<i>Finished sizes may vary</i>	Table Runner 24" x 64"	Baby 44" x 54"	Lap 54" x 64"	Throw 74" x 74"	Twin 74" x 94"	Queen 94" x 104"	King 104" x 104"
Blocks	5 (1 x 5)	12 (3 x 4)	20 (4 x 5)	36 (6 x 6)	48 (6 x 8)	72 (8 x 9)	81 (9 x 9)
2 ½" print strips*	6	12	20	36	48	72	82
Background	½ yard (or 6 2 ½" strips)	⅞ yard (or 12 2 ½" strips)	1 ½ yards (or 20 2 ½" strips)	2 ⅔ yards (or 36 2 ½" strips)	3 ½ yards (or 48 2 ½" strips)	5 ¼ yards (or 72 2 ½" strips)	6 yards (or 82 2 ½" strips)
Border 1	⅓ yard	⅜ yard	½ yard	⅔ yard	⅔ yard	¾ yard	¾ yard
Border 2	⅞ yard	⅞ yard	1 ⅛ yards	1 ⅓ yards	1 ⅔ yards	1 ⅞ yards	2 yards
Backing <i>includes 4" all around for quilting</i>	2 ⅛ yards 	2 ⅔ yards 	3 ½ yards 	5 ¾ yards 	7 ⅞ yards 	8 ½ yards 	9 ⅓ yards 
Binding	⅜ yard (5-2 ½" strips)	½ yard (6-2 ½" strips)	⅝ yard (7-2 ½" strips)	⅔ yard (8-2 ½" strips)	⅔ yard (9-2 ½" strips)	⅞ yard (11-2 ½" strips)	⅞ yard (11-2 ½" strips)

Yardage based on at least 40" wide of workable fabric. All seams are ¼".

Also helpful is **The Strip Tube Ruler™**

*Print strips are various fabrics cut 2 ½" x width of fabric. What if you don't have strips yet? You can use yardage off the bolt by having the following number of quarter yard cuts:

	Table Runner	Baby	Lap	Throw	Twin	Queen	King
Quarter Yard Cuts	2	4	7	12	16	24	28

Cozy Quilt Designs®

2946 Jamacha Road, Ste D, El Cajon, CA 92019

619-670-1516

cozyquilt.com

Copyright © 2012 Cozy Quilt Designs®

