





# Starbright

## Fabric Requirements

<i>Finished sizes may vary</i>	<b>Lap</b> 48" x 48"	<b>Throw</b> 64" x 80"	<b>Queen</b> 96" x 96"	<b>King</b> 112" x 112"
<b>2 1/2" x WOF print strips</b>	11	33	69	99
<b>Blocks</b>	16 (4 x 4)	48 (6 x 8)	100 (10 x 10)	144 (12 x 12)
<b>Background</b>	2/3 yard	1 7/8 yards	3 7/8 yards	5 1/2 yards
<b>Border 1</b>	1/3 yard	5/8 yard	3/4 yard	7/8 yard
<b>Border 2</b>	1/3 yard	1/2 yard	5/8 yard	3/4 yard
<b>Border 3</b>	7/8 yard	1 1/4 yards	1 2/3 yards	1 3/4 yards
<b>Backing</b>	2 2/3 yards 	4 7/8 yards 	8 3/4 yards 	10 yards 
<b>Binding</b>	1/2 yard 6- 2 1/2" strips	5/8 yard 8- 2 1/2" strips	3/4 yard 10- 2 1/2" strips	7/8 yard 12- 2 1/2" strips

WOF is Width of Fabric and is based on at least 40" wide.

**What if you don't have strips yet?** You can use yardage off the bolt by having the following number of quarter yard cuts:

	<b>Lap</b>	<b>Throw</b>	<b>Queen</b>	<b>King</b>
<b>Quarter Yard Cuts</b>	4	11	23	33

Look for other Strip Club Patterns  
by Cozy Quilt Designs™

**SRR-BRI**

\*SRR-BRI \*

Cozy Quilt Designs™

2940 Jamacha Rd. Ste H, El Cajon, CA 92019

619-670-1516

[cozyquilt.com](http://cozyquilt.com)

Copyright © 2008 Cozy Quilt Designs™