







Stargazing

Design by Georgette Dell'Orco

Fabric Requirements (in yards)						
<i>Finished sizes may vary</i>	Table Runner	Lap 56" x 68"	Throw 68" x 68"	Twin 68" x 80"	Queen 80" x 92"	King 92" x 104"
Blocks	4	12 (3 x 4)	16 (4 x 4)	20 (4 x 5)	30 (5 x 6)	42 (6 x 7)
2 ½" Print	6	18	24	30	45	63
Med Accent (for	⅓	¼	¼	⅓	⅓	½
Dark Accent (for	⅓	¼	¼	⅓	⅓	½
Background	⅜	1 ⅛	1 ½	1 ⅜	2 ½	3 ⅝
Border 1	⅓	⅜	½	⅝	⅝	⅜
Border 2	⅝	½	½	⅝	⅞	⅞
Border 3	—	1 ⅛	1 ⅝	1 ¾	1 ¾	2 ⅛
Backing	1 ⅞	4 ¼	4 ¼	5	6 ⅞	8 ⅞
<i>includes 4" all around for</i>						
Binding	⅜ (5-2½")	⅝ (7-2½")	⅝ (8-2½")	⅝ (8-2½")	2/3 (9-2½")	⅞ (11-2½")

Yardage based on at least 40" wide of workable fabric. All seams are ¼".

***Print strips are various fabrics cut 2 ½" x width of fabric.** What if you don't have strips yet? You can buy yardage off the bolt. The magic formula is get 3 strips for each quarter-yard cut.

Cozy Quilt Designs®

cozyquilt.com

Copyright © 2016 Cozy Quilt Designs®

