





# Fabric Requirements

<i>Finished sizes may vary</i>	<b>Wall Hanging</b> 38" x 38"	<b>Throw</b> 53" x 68"	<b>Twin</b> 68" x 83"	<b>Queen</b> 83" x 98"
<b>2 1/2" Print Strips x WOF</b>	6	20	35	54
<b>Background:</b>	1/2 yards	1 1/2 yards	2 1/4 yards	3 1/2 yards
<b>Accent</b>	1/4 yards	1/3 yard	5/8 yard	7/8 yard
<b>Border 1</b>	1/3 yard	5/8 yard	5/8 yard	2/3 yards
<b>Border 2</b>	5/8 yards	1 yard	1 1/4 yards	1 1/3 yards
<b>Backing</b>	2 yards	3 1/4 yards	5 yards	7 1/2 yards
				
<b>Binding</b>	3/8 yard 5 - 2 1/2" strips	5/8 yard 7 - 2 1/2" strips	5/8 yard 8 - 2 1/2" strips	3/4 yard 10 - 2 1/2" strips

**Yardage based on fabric at least 41" wide.**

\*Strips are width of fabric (41"-42"), but **what if you don't have strips yet?**

You can use yardage off the bolt by having the following number of quarter yard:

	<b>Wall Hanging</b>	<b>Throw</b>	<b>Twin</b>	<b>Queen</b>
<b>Quarter Yard Cuts</b>	2	7	12	18

Look for other Strip Club Patterns by  
Cozy Quilt Designs™

**SRR-STA**

\*SRR-STA\*

Cozy Quilt Designs™

2940 Jamacha Rd. Ste H, El Cajon, CA 92019

619-670-1516

**cozyquilt.com**

Copyright © 2008 Cozy Quilt Designs™