






# Stars From Stripes

Great with  
The Strip Tube  
Ruler™!

## Fabric Requirements

<i>Finished sizes may vary</i>	<b>Lap</b> 55" x 55"	<b>Throw</b> 55" x 73"	<b>Twin</b> 73" x 91"	<b>Queen</b> 91" x 91"	<b>King</b> 109" x 109"
<b>Blocks</b>	16 (4 x 4)	24 (4 x 6)	48 (6 x 8)	64 (8 x 8)	100 (10 x 10)
<b>2 1/2" print strips* if 2 colors: (color 1/ color 2)</b>	12 (6/6)	16 (8/8)	32 (16/16)	44 (22/22)	68 (34/34)
<b>Background</b>	1 1/8 yards	1 3/8 yards	3 1/8 yards	4 3/8 yards	7 yards
<b>Border 1</b>	1/4 yard	1/4 yard	1/3 yard	3/8 yard	1/2 yard
<b>Border 2</b>	5/8 yard	3/8 yard	7/8 yard	1 yard	1 1/8 yards
<b>Border 3</b>	1/3 yard	1/3 yard	1/2 yard	1/2 yard	1/2 yard
<b>Border 4</b>	1 1/8 yards	1 1/8 yards	1 3/8 yards	1 7/8 yards	2 1/8 yards
<b>Backing</b> <i>includes 4" all around for quilting</i>	3 1/2 yards 	4 1/2 yards 	5 5/8 yards 	6 7/8 yards 	9 3/4 yards 
<b>Binding</b>	1/2 yard (6-2 1/2" strips)	5/8 yard (7-2 1/2" strips)	3/4 yard (9-2 1/2" strips)	3/4 yard (10-2 1/2" strips)	7/8 yard (12-2 1/2" strips)

Also helpful for squaring up is The Strip Tube Ruler™  
by Cozy Quilt Designs®.

\*Print strips are various fabrics cut 2 1/2" x width of fabric. What if you don't have strips yet? You can use yardage off the bolt by having the following number of quarter yard cuts:

	<b>Lap</b>	<b>Throw</b>	<b>Twin</b>	<b>Queen</b>	<b>King</b>
<b>Quarter Yard Cuts</b>	4	6	11	15	23

Yardage based on at least 40" wide of workable fabric.

All seams are 1/4".

**Cozy Quilt Designs®**

2940 Jamacha Road, Ste H, El Cajon, CA 92019

619-670-1516

[cozyquilt.com](http://cozyquilt.com)

\*CQD01059\*

Copyright © 2011 Cozy Quilt Designs®