





# Fabric Requirements

<i>Finished sizes may vary</i>	<b>Throw</b> 64" x 74"	<b>Twin</b> 74" x 94"	<b>Queen</b> 94" x 104"	<b>King</b> 104" x 104"
<b>2 1/2" print strips*</b>	24	36	54	63
<b>Blocks</b>	30 (5 x 6)	48 (6 x 8)	72 (8 x 9)	81 (9 x 9)
<b>Background</b>	1 1/3 yards	2 yards	3 yards	3 3/8 yards
<b>Border 1</b>	5/8 yard	5/8 yard	3/4 yard	3/4 yard
<b>Border 2</b>	1/3 yard	1/2 yard	1/2 yard	1/2 yard
<b>Border 3</b>	1 yard	1 1/4 yards	1 1/2 yards	1 5/8 yards
<b>Backing</b>	4 yards 	5 2/3 yards 	7 3/4 yards 	9 1/3 yards 
<b>Binding</b>	5/8 yard 8- 2 1/2" strips	2/3 yard 9- 2 1/2" strips	7/8 yard 11 - 2 1/2" strips	7/8 yard 11 - 2 1/2" strips

**Yardage based on fabric at least 42" wide.**

\*Strips are width of fabric (at least 42"), but **what if you don't have strips yet?**  
You can use yardage off the bolt by having the following number of quarter yard:

	<b>Throw</b>	<b>Twin</b>	<b>Queen</b>	<b>King</b>
<b>Quarter Yard Cuts</b>	8	12	18	21

Look for other Strip Club Patterns  
by Cozy Quilt Designs™

**SRR-SN**

\*SRR-SN\*

Cozy Quilt Designs™

2940 Jamacha Rd. Ste H, El Cajon, CA 92019

619-670-1516

**cozyquilt.com**

Copyright © 2008 Cozy Quilt Designs™