






Strip Scrappin'

Great with The
Strip Tube
Ruler™!



Fabric Requirements (in yards)

<i>Finished sizes may vary</i>	Baby 39" x 39"	Lap 62" x 62"	Throw 62" x 72"	Queen 96" x 96"	King 96" x 112"
Blocks	4 (2 x 2)	16 (4 x 4)	20 (4 x 5)	42 (6 x 7)	64 (8 x 8)
Number of 2 1/2" print strips*					
Dark:	6	21	25	52	80
Light:	4	14	17	35	54
Total:	10	35	42	87	134
Background	1/4	5/8	5/8	1 1/4	1 3/4
Border 1	1/3	1/2	5/8	2/3	3/4
Border 2	1/4	3/8	1/2	5/8	5/8
Border 3	7/8	1 1/4	1 1/8	1 2/3	2
Backing <i>includes 4" all around for quilting</i>	2 	3 7/8 	3 7/8 	7 2/3 	9 1/2 
Binding	3/8 (5-2 1/2" strips)	5/8 (7-2 1/2" strips)	5/8 (7-2 1/2" strips)	3/4 (10-2 1/2" strips)	7/8 (11-2 1/2" strips)

Yardage based on at least 40" wide of workable fabric. All seams are 1/4".

Also helpful is **The Strip Tube Ruler™** or
Strip Tube Junior™.

***Print strips are various fabrics cut 2 1/2" x width of fabric.** What if you don't have strips yet? You can use yardage off the bolt by having the following number of quarter yard cuts:

	Baby	Lap	Throw	Queen	King
Dark	2	7	9	18	27
Light	2	5	6	12	18